


North American 2400 Turbo Blowers 8 to 24 osi - 70 000 to 700 000 cfh



A 2416-F-20 Blower has been supplying combustion air for several years to dual-fuel burners on this continuous furnace.

Turbo blowers supply combustion air to burners on industrial furnaces, kilns, ovens, etc. For that function, it generally is important that the pressure they deliver stay relatively constant over their full cfh capacity rating. North American 2300 and 2400 Blowers are designed for that characteristic.

2400 Blowers provide high cfh per dollar of cost. Their construction minimizes maintenance:

- Welded steel or permanent mold cast aluminum housings.


- Heavy gauge fabricated impeller of aluminum, steel, or stainless steel--individually balanced.

- Sturdy steel base.

Every blower is factory tested for pressure and volume, and a written record of its test performance is permanently kept by Fives. Specific information about a blower manufactured 20 years ago--which occasionally is sought when an impeller requires replacement, or other maintenance is needed--can be furnished via serial number of the blower and its record in Cleveland files.

2400-F and -D Blowers are direct drive 3600 rpm units. 2400-G Blowers operate at 1800 rpm and can be furnished in direct or coupled drive.

2400 Blowers are rated for handling up to 250 F temperature air. If air is over 250 F, see Bulletin 2600.

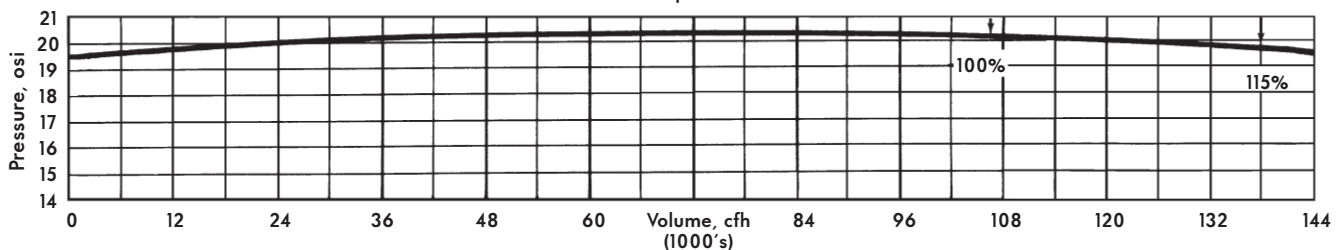



2400-F Blower with optional but recommended inlet filter. SW outlet flange facilitates use of a flexible sleeve (e.g., North American 2947) to isolate blower and piping from vibrations. Discharge position #1 shown.



2400-G Blower filter or SW inlet adapter can be furnished in place of guard. Discharge position #3 is shown. It can be changed in the field to any other position shown on the back.

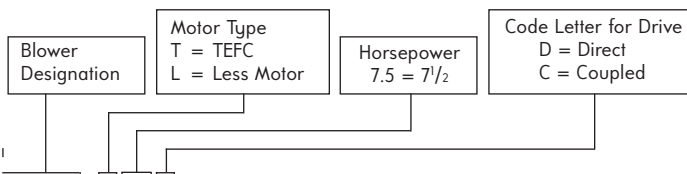
2420-F-15 Blower performance curve





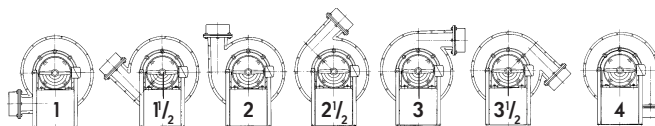
Before being shipped, every North American Blower is tested and a record kept of its performance.

To order, specify:



2412-D - T 7.5 D Blower and include (in description) blower discharge position, also type of inlet and discharge.

Example: 2412-D-T7.5D Blower, discharge position #3.



Discharge position numbers as viewed from motor side of blower.

PERFORMANCE DATA

Blower designation	Motor hp	at 100% of motor rating		at 115% of motor rating		rpm (100's)	connection†	
		Volume cfh	Pressure osi	Volume cfh	Pressure osi		intake	discharge
2408-D-_5D	5	78 000	8.4	92 400	7.4	36	10"	10"
2408-D-_7.5D	7 1/2	106 000	8.2	123 000	6.8	36	10	10
2408-F-_10D	10	153 000	8.2	178 000	7.2	36	12	12
2408-F-_15D	15	203 000	8.0	232 000	6.7	36	12	12
2408-F-_20D	20	241 000	8.0	276 000	6.2	36	12	12
2408-G-_20	20	351 000	8.0	402 000	7.5	18	20	18
2408-G-_25	25	414 000	8.1	468 000	7.4	18	20	20
2408-G-_30	30	474 000	8.1	533 000	7.3	18	20	24
2408-G-_40	40	570 000	8.1	648 000	6.6	18	20	24
2408-G-_50	50	664 000	8.3	720 000	6.6	18	20	24
2408-H-_50D	50	648 000	10	786 000	8	18	20	24
2412-D-_7.5D	7 1/2	88 000	12.2	105 000	10.6	36	10	10
2412-D-_10D	10	109 000	12.3	128 000	10.4	36	10	10
2412-F-_10D	10	121 000	12.1	150 000	11.3	36	12	12
2412-F-_15D	15	174 000	12.2	205 000	10.5	36	12	12
2412-F-_20D	20	211 000	12.6	241 000	10.9	36	12	12
2412-G-_25	25	306 000	12.2	375 000	11.7	18	20	16
2412-G-_30	30	384 000	12.2	441 000	11.6	18	20	18
2412-G-_40	40	474 000	12.6	552 000	11.5	18	20	20
2412-G-_50	50	588 000	12.1	678 000	10.4	18	20	24
2412-G-_60	60	642 000	12.2	744 000	10.2	18	20	24
2416-D-_7.5D	7 1/2	70 000	16.2	87 000	15.6	36	10	10
2416-D-_10D	10	92 000	16.2	110 000	14.6	36	10	10
2416-F-_15D	15	145 000	16.1	181 000	14.4	36	12	12
2416-F-_20D	20	192 000	16.0	221 000	14.1	36	12	12
2416-F-_25D	25	221 000	16.4	258 000	13.6	36	12	12
2416-F-_30D	30	240 000	16.0	276 000	13.2	36	12	12
2416-G-_30	30	228 000	16.1	300 000	16.3	18	20	16
2416-G-_40	40	378 000	16.3	462 000	15.8	18	20	18
2416-G-_50	50	486 000	16.1	582 000	14.8	18	20	20
2420-F-_15D	15	105 000	20.0	140 000	19.2	36	12	12
2420-F-_20D	20	162 000	20.1	195 000	18.0	36	12	12
2420-F-_25D	25	180 000	21.2	225 000	18.6	36	12	12
2420-F-_30D	30	216 000	20.0	252 000	17.5	36	12	12
2424-F-_20D	20	108 000	24.6	135 000	24.5	36	12	12
2424-F-_25D	25	150 000	24.8	186 000	23.8	36	12	12
2424-F-_30D	30	192 000	23.8	228 000	21.5	36	12	12

†nominal pipe size.



CONTACT US:
Fives North American Combustion, Inc.
 4455 East 71st Street - Cleveland, OH 44105 - USA
 Tel: +1 216 271 6000 - Fax: +1 216 373 4237
 Email: fna.sales@fivesgroup.com

www.fivesgroup.com